

F

CLASS



EXPERIENCE THE  
EXCEPTIONAL

Your yacht is an extension of yourself. A statement of your lifestyle. She needs to deliver unforgettable experiences for you, your family and friends. Every Princess yacht is designed with our forward-thinking mentality and crafted with meticulous attention to detail. So whether you're dashing across the water or moored in your favourite bay, you will recognise the difference our design and details make, inside and out.

Experience the exceptional.



## CRAFTED IN PLYMOUTH

Perched on the edge of the English Channel lies the city of Plymouth, where we established our home in 1965. Today Princess shipyards cover an area of over 1.1 million square feet, an area rich in British maritime heritage. In fact, South Yard, where our X Class Super Flybridge yachts are constructed, is a former naval yard dating back to the 17th century. From the outset, our goal has been to meticulously sculpt our yachts around our owners' enjoyment of them. Such dedication and attention to detail resonates deeply with our Plymouth craftspeople.

Over 3,000 people, each possessing a mastery of their skill, fastidiously realise this vision in our shipyards. Through a culture of innovation, our yachts are not only some of the most technically-advanced in the world but also the most beautifully realised.



## BEAUTY IS ALWAYS IN THE DETAIL

We are determined to develop ever more ingenious ways to ensure every last millimetre of your boat is ergonomically sound, highly practical, and spatially perfect. Once our team of naval architects, designers and engineers have determined a design, our craftspeople fastidiously bring it to life. Every beautiful detail is crafted and finished within our Plymouth shipyards. This enables us to consistently monitor quality throughout each build. Seeing is believing though, so we invite future owners to pay us a visit and see beauty in progress through their own eyes.





---

## F CLASS

Experience the most technically advanced and spaciouly proportioned flybridge yachts on the water. Every Princess flybridge yacht rewrites the rule book on space, performance and entertaining. Wonderfully progressive, incredibly efficient, classically Princess.

---



F 45



The exceptional F45 flybridge delivers unparalleled space, quality and flexibility for the ultimate on-water experience. Her extended flybridge includes a seating area with teak dining table and forward L-shaped seats that convert to a sunpad when required. At the touch of a button, her unique, electrically-sliding transom seating arrangement extends the length of the cockpit area to deliver unrivalled main deck space for a 45ft yacht.







Below deck, a full beam owner's cabin complemented by a forward en-suite cabin await and exceed your accommodation expectations belying her sleek proportions. Powered by Volvo IPS 600's and reaching a top speed of up to 31 knots, the F45 is a breathtakingly beautiful craft. Together with its elegant full-length hull windows, beautifully resolved surfacing, and unusual design detail, the F45 establishes itself as the pinnacle of small flybridge yachts.






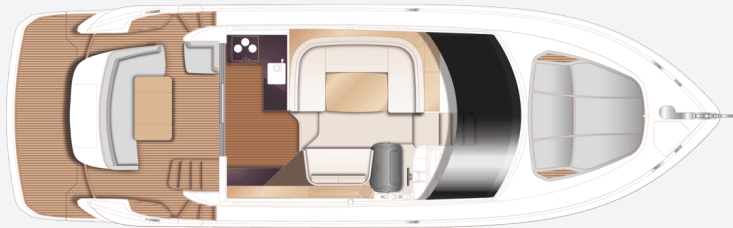
TAKE A VIRTUAL TOUR OF THE F45



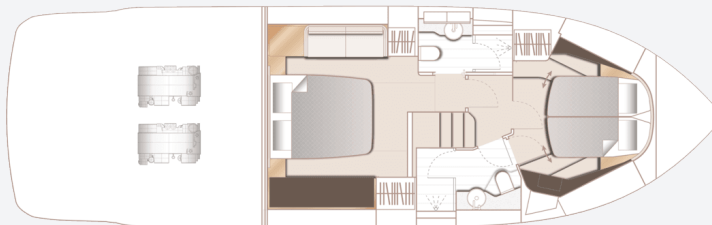
**F45**  
SPECIFICATION



F45 Flybridge



F45 Main Deck



F45 Lower Deck

#### PRINCIPAL DIMENSIONS

<b>Length overall (incl. pulpit)</b>	47ft 1in (14.35m)
<b>Length overall (excl. pulpit)</b>	44ft 9in (13.64m)
<b>Beam</b>	13ft 11in (4.25m)
<b>Draft</b>	3ft 7in (1.09m)
<b>Displacement approx. (half load)</b>	19,040kg (41,976lbs)*
<b>Fuel capacity</b>	370 gal/445 US gal/1,684l
<b>Water capacity (incl. calorifier)</b>	107 gal/129 US gal/ 487l

#### ENGINES

<b>Twin Volvo IPS 600 (2 x 440mhp)</b>	Speed range: 29-31 knots†
--	------------------------------

## FULL SPECIFICATION

---

### DECK FITTINGS

- 6mm teak-laid transom platform, cockpit deck, flybridge stairway and steps to side decks
- Lewmar reversible electric anchor winch with foredeck, main helm and flybridge controls
- Stem head roller with automatic anchor launch and retrieve
- Self-stowing 20kg/35lbs Delta anchor with 40m of chain
- Deck hatch access to chain locker
- Fender storage
- Stainless steel bow fairleads
- Stainless steel bow, stern and spring cleats
- Stainless steel pulpit and guard rails
- Stainless steel coach roof and flybridge handrails
- Foredeck escape hatch
- Foredeck sunbathing area
- PVC rubbing band with stainless steel insert
- LED deck level lighting
- Illuminated crown logo on transom
- Full set of IMCO navigation lights
- Riding light

- Searchlight with dual station remote controls
- Twin electric horns
- Fuel and water fillers
- Holding tank dockside discharge connection
- Ensign socket and staff

### COCKPIT AND BATHING PLATFORM

- Self-draining
- L- shaped upholstered seating
- Teak folding table
- Upholstered aft facing seat with locker containing remote fuel cocks, manual bilge pump with valve chest and manual controls for automatic fire extinguisher
- Transom seat locker
- LED overhead and deck level lighting
- Stainless steel handrails
- Lockable gas strut assisted hatch to engine room/lazarette
- Life raft stowage locker
- Open rope storage lockers
- Integral stairway to flybridge with teak step treads

- Transom gates leading to bathing platform
- Transom bathing platform with foldaway swimming ladder (will fit a tender up to 2.9m)
- Optional electro-hydraulic raise/lower mechanism for transom platform (400kg SWL - maximum advised tender weight 300kg) including dinghy chock system
- 220/240v shore support inlet
- Hot and cold transom shower
- Cockpit canvas cover

### FLYBRIDGE

- Dual station instruments and controls (Helm Position)
- Adjustable steering wheel
- Audible and visual alarm for bilge pumps
- Twin helm seats with fore and aft adjustment for helmsman
- Large U-shaped upholstered seating
- Forward L-shaped seat (converts to sunpad)
- Folding teak table
- JL Audio M6-650X-L Waterproof speakers (2) linked to saloon audio system

- Clear view hatch to aft cockpit
- Wind deflector screens
- Stainless steel handrails
- LED deck level lighting
- Wireless waterproof phone charger
- GRP radar arch
- Console and seat covers
- Twin matching whip aerials for VHF R/T and radio
- Optional wet bar with electric barbecue with refrigerated top loading cool box
- Optional bimini

#### **HELM POSITION**

- Double leather upholstered helm seat with manual fore and aft adjustment
- Dual station instruments and controls at Flybridge and Lower Helm Positions:
  - power steering
  - adjustable steering wheel
  - high-speed magnetic compass
  - electronic engine controls with integrated automatic trim tab control
  - Joystick control
  - electric anchor winch remote control
  - 16" Volvo/Garmin display with audible and

- visual engine data and warning, autopilot control, speed and distance log, echo sounder, auto trim tab position and rudder reference
- VHF with DSC R/T with intercom
- remote control searchlight
- horn button
- Drinks holders
- Toughened glass screen (clear for night vision)
- Windscreen wipers with freshwater windscreen wash
- Exterior black mesh windscreen covers
- Bilge pump controls with visual pump running warnings (with audible alarm at upper helm)
- 24v and 240v electrical control panel
- Riding light, helm and navigation light control switches
- USB charging point (1)
- LED overhead lighting (24v) and night lighting
- Manual sliding tinted side window adjacent to helmsman
- Fitted carpet

#### **SALOON**

- Triple stainless steel framed sliding doors to aft cockpit (3 panes total, 2 opening)
- U-shaped sofa with dining table to port (option

- for double berth conversion)
- Two-seater sofa
- Drawer storage below sofas
- Fusion MS-RA770 audio system connected to speakers (2)
- Venetian blinds to all windows and doors
- LED overhead lighting (24v)
- Stairway to lower accommodation
- Fitted carpet

#### **GALLEY**

- Sylmar White (satin finish) solid surface counter top
- 3-zone diesel fuelled hob (option of electric hob and fitted as standard when generator selected)
- Extractor fan
- Combination microwave/convection oven with grill
- Stainless steel sink with mixer tap
- Twin refrigerator with removable freezer compartments
- Waste bin
- Chopping board
- Drawers and storage cupboards
- Manual tension venetian blinds to window



- LED overhead and task lighting (24v)
- 220/240v outlets
- Provision for optional dishwasher
- Timber flooring (V groove planked)

#### **ACCOMMODATION**

- All cabins and bathrooms feature opening portholes
- All cabins feature 220/240v power points
- All bathrooms feature electric freshwater toilets and 240v shaver points

#### **OWNER'S STATEROOM**

- Large double bed with drawers below
- Bedside tables
- Wardrobes with shelves
- Mirror
- Sofa
- Storage lockers and drawers
- Panoramic windows including opening portholes
- Manual tension venetian blinds to hull windows
- LED overhead (24v)
- Individual berth lights
- 220/240v outlets (2)
- USB charging point (1)

- Fitted carpet

#### **EN-SUITE BATHROOM**

- Wash basin with Carrera White (gloss finish) solid surface counter top
- Mirror
- Storage lockers
- Shower compartment with automatic pump out
- Extractor fan
- Opening porthole Manual tension venetian blind
- LED overhead lighting (24v)
- Bathroom accessories
- Koko White (satin finish) solid surface flooring

#### **FORWARD GUEST CABIN**

- Large double bed with drawers below (option of scissor berths)
- Wardrobe with shelves
- Dressing table
- Mirror
- Storage lockers and drawers
- Opening porthole
- Manual tension venetian blind
- Deck hatch
- LED overhead (24v)
- Individual berth lights

- 220/240v outlets (2)
- USB charging point (1)
- Fitted carpet

#### **EN-SUITE BATHROOM**

- Wash basin with Carrera White (gloss finish) solid surface counter top
- Mirror
- Storage lockers
- Shower compartment with automatic pump out
- Extractor fan
- Opening porthole and venetian blind
- LED overhead lighting (24v)
- Bathroom accessories
- Koko White (satin finish) solid surface flooring
- Day access door from passageway

#### **POWER AND DRIVE SYSTEMS**

- Twin Volvo IPS (2 x 440 or 480mhp driving contra rotating propellers via pod drive) with integral power-assisted steering system with automatic trim tabs
- Engine room lighting
- Engine room access hatch and ladder
- Electronic engine controls
- Joystick manoeuvring system

- Volvo IPS active corrosion protection system for pod drive
- Engine room extractor fan with electronic time delay

### **ELECTRICAL SYSTEMS**

24 Volt:

- 4 x heavy-duty batteries for engine starting
- 4 x heavy-duty auxiliary batteries
- Battery link facility with remote control at helm position
- All battery banks are charged using a voltage sensitive relay that parallels all batteries banks when a charging source is present
- 40-amp 24v battery charger
- Remote battery master switches with control switch at main switch panel
- Circuit breakers on all circuits
- 24v to 12v voltage dropper for certain navigation and radio circuits

220/240 Volt:

- Shore support inlet
- Polarity check system
- Earth leakage safety trip
- Circuit breakers on all circuits

- Power points (240v) in: owner's stateroom, guest cabin, galley and saloon area
- Shaver points in all bathrooms

### **FUEL SYSTEM**

- Twin fuel tanks (in NS8 marine grade alloy) with interconnection system giving 286 gal /343 US gal / 1,300 l capacity
- Fuel fillers on port and starboard side decks
- High-capacity fuel filter with water trap and change-over valves, water contamination warning integrated with engine data display
- Remote fuel cocks in cockpit seat locker
- Fuel levels integrated with engine display data

### **WATER SYSTEM**

- Water tank of 100 gal /120 US gal / 455l plus 7 gal /8 US gal / 32 l hot water calorifier giving a total of 107 gal / 129 US gal / 487l water capacity.
- Water heated by engines and 240v immersion heater
- Automatic water pump with filter
- Main circuit breaker at switch panel
- Water level gauge
- Deck filler

- Electric freshwater toilet system with 33 gal / 40 US gal / 150l holding tank, contents gauge, manual overboard discharge and dockside discharge.

### **FIRE EXTINGUISHERS**

- Automatic/manual override fire extinguishers in engine room with warning system at flybridge and lower helm position
- Hand operated fire extinguishers (4) in owner's stateroom and forward guest cabin, galley and lower helm position

### **BILGE PUMPS**

- Automatic electric bilge pumps (with manual override) in engine room (2) and forward accommodation (2)
- High-capacity manual bilge pump with valve system and suction points in same areas
- Electric bilge pumps have controls and warning lights at main helm and warning light with audible alarm at flybridge helm

### **OTHER STANDARD EQUIPMENT**

- Ensign staff
- Fenders (6)

- Mooring warps (4)
- First aid kit
- Tool kit
- Owner's manual and engine manual
- Quilted mattress cover supplied to all cabins
- Ship's document case
- Boat hook
- Anchor winch back up handle

## **FINISHES**

- Teak-laid decks to transom platform, steps to side decks and steps to flybridge
- Timber-laid V groove planked floor to galley
- Furniture in choice of Rovere Oak or Alba Oak in satin finish as standard. Silver Oak or Walnut in satin or gloss finishes available as an option.
- Solid surface floors in all bathroom suites
- Solid surface wash basin counter tops in all bathroom suites
- Galley counter top in solid surface
- Galley furniture in soft-touch grey surface matt finish
- Choice of high-quality carpet and fabrics from the Quartz range
- Blinds or sunscreens to all windows and portholes